


ZB-33 Dust Cover "Classic"

戰術軌道上機匣蓋




需搭配ZB-31+ZB-30 / ZB-19+ZB-10M戰術魚的骨槍款有:LCK-74MN / LCK-74M / LCKS-74M / STK-74 / LCK-74 / LCKS-74 / LCKM / LCKMS / LCKMMS / LCKM Economy / AIMS / G-03 / TX-5 / TKMS / TIMS / LTS-Keymod13.5 / TX-63 / TX-65.

ZB-31+ZB-30 / ZB-19+ZB-10 Handguards are applicable with:LCK-74MN / LCK-74M / LCKS-74M / STK-74 / LCK-74 / LCKS-74 / LCKM / LCKMS / LCKMMS / LCKM Economy / AIMS / G-03 / TX-5 / TKMS / TIMS / LTS-Keymod13.5 / TX-63 / TX-65.

需搭配ZB-19+ZB-10M 戰術魚骨的槍款有:LCK-104 / LCK-105 / AIM Carbine / G-04 / MG-MS / TK-104 / TK-105 / TK-102 / LTS-Keymod9.5 / TX-MIG / TX-M .

ZB-19+ZB-10M Handguards are applicable with:LCK-104 / LCK-105 / AIM Carbine / G-04 / MG-MS / TK-104 / TK-105 / TK-102 / LTS-Keymod9.5 / TX-MIG / TX-M .



MADE IN TAIWAN

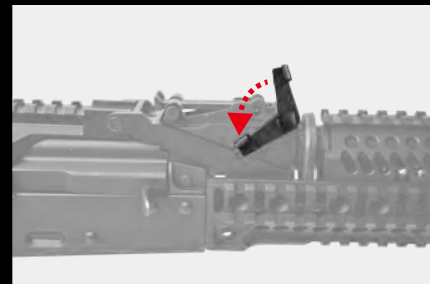


1. 將槍款標呷跟上蓋拆下，依槍款選擇搭配 ZB-31+ZB-30或 ZB-19+ZB-10M魚骨(GHK AK GBB 系列組裝前需依下方步驟修改ZB-33)

Remove the rear sight and the top cover and select the ZB-31+ZB-30 or ZB-19+ZB-10M Handguard according to the type of model . (Before assembling GHK AK GBB series, you need to modify ZB-33 according to the below steps).



2. 組裝ZB-33上蓋，將上蓋支架對齊黃框處。
Assemble the ZB-33 top cover and align the upper cover bracket(yellow circle).



3. 將表呷座旋鈕依紅箭頭方向固定。
Follow the red sign direction to fix the rear sight knob.



4. 以螺絲固定(黃框處)。
Secure with screws (yellow circle).