



1

2



組裝


Assemble



- 對準腳架及槍管下方軌道，並滑入總裝。  
Align the tripod and the rail under barrel slide to assemble.

拆卸

Disassemble



- 按壓護木下方按鈕，並滑開腳架。  
Press the button under the handguard and slide the bipod at the same time.

